



## Platinum

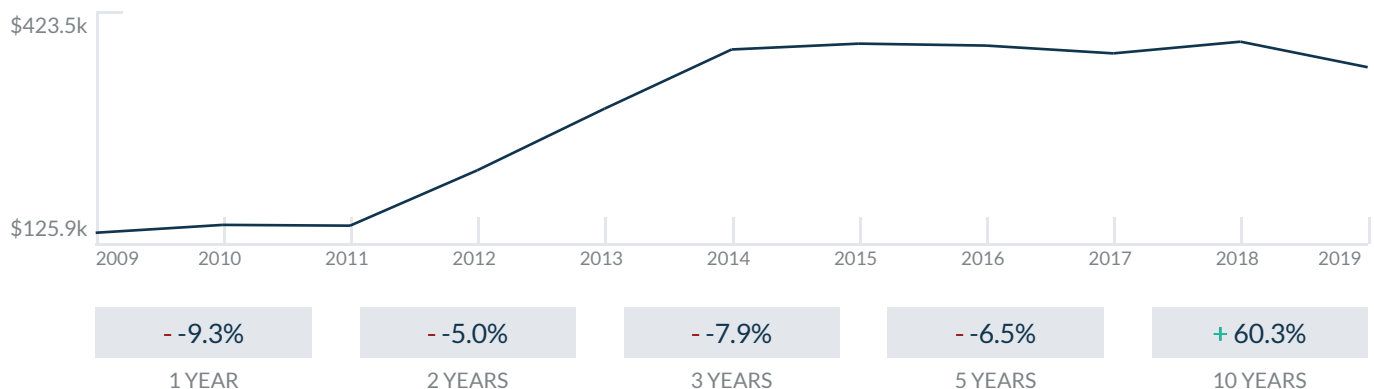
480 NE 30th St  
Miami, FL 33137

Every month we compile this comprehensive market report focus on Platinum in this convenient and easy to read format. Our datas comes from more than six different sources including MLS Associations, County Offices and Financial Institutions. Get this report for free every month on our website [platinumcondosforsale.com](http://platinumcondosforsale.com).

## Property Stats

POSTAL CODE 33137

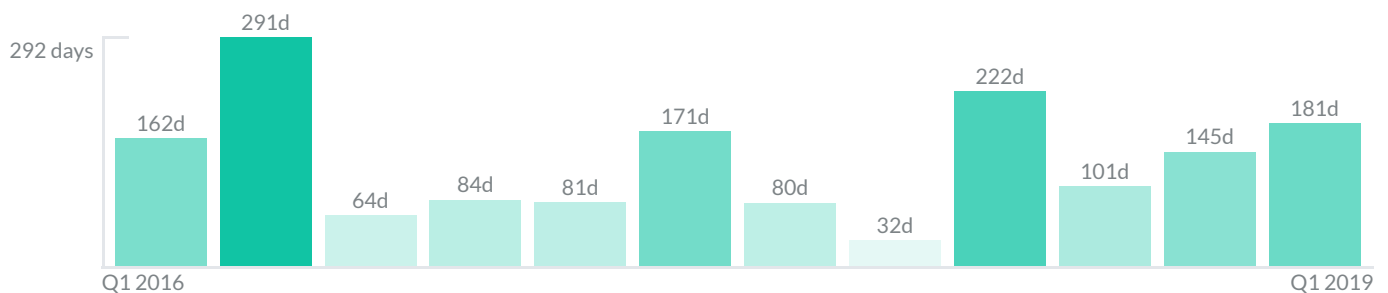
The property stats graph represents the median price evolution since ten years in your postal code area.



## Similar Properties

DAYS ON THE MARKET

Everyday 3 months we monitor how many days it takes for similar properties to be sold. This is also a good indicator to know when to buy or sale!

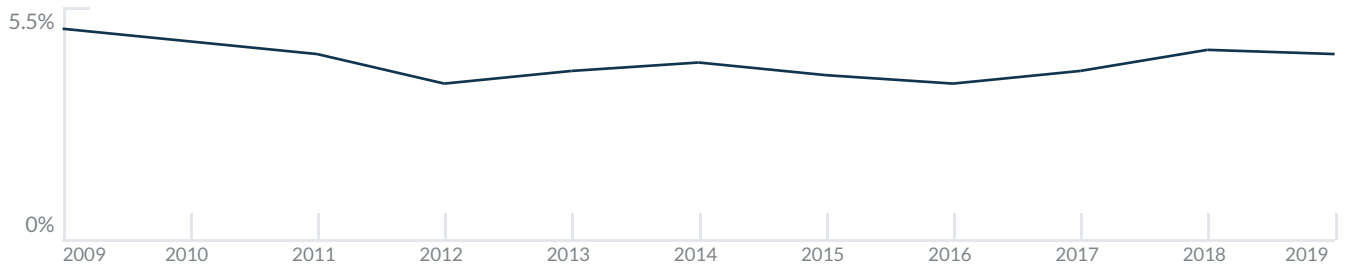


# Mortgage Rates

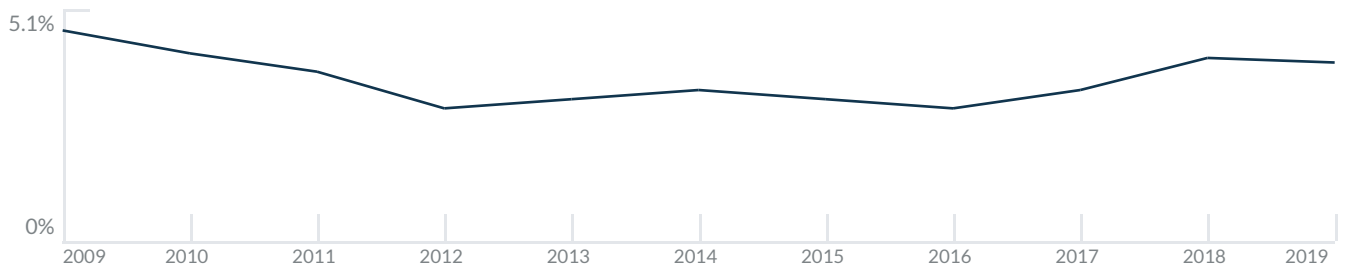
PER YEAR

Understanding mortgage economics is important when you want to buy with a loan. Below is the historical yearly average mortgage rates in the Unites States retrieved from Freddie Mac©

30 YEARS FIXED 4.4%



15 YEARS FIXED 3.9%



5/1-YEAR ADJUSTABLE 3.9%



# Schools

CLOSEST

Having good schools nearby is important if you have kids or plan to rent or sell your home. Ratings are retrieved from the leading independent and nonprofit GreatSchools©

SCHOOL	RATING
School For Advanced Studies in Math	10/10
De Hostos Youth Leadership Charter School	1/10
Artistic Culture Senior High School	10/10

# Insights

IN PLATINUM

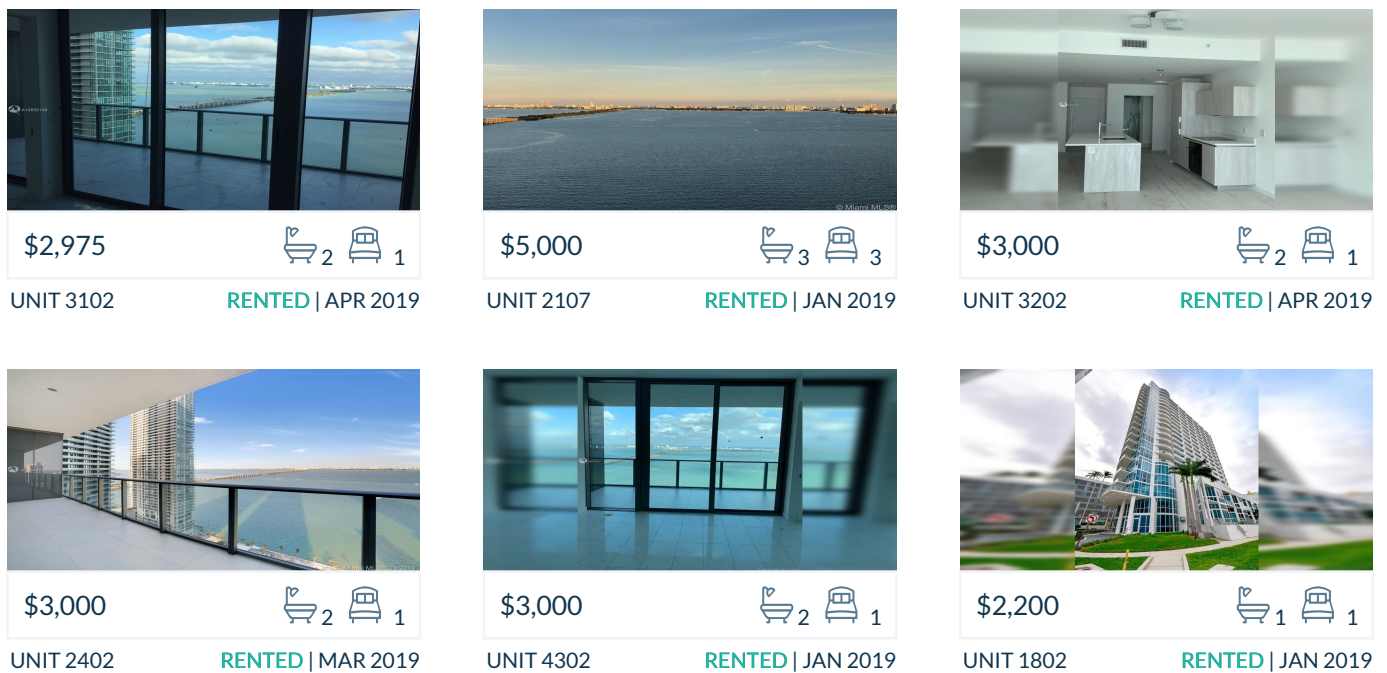
Below the average listing prices of available unit per property type.



# Activity

SOLD OR RENTED

Below the latest transactions reported by the local MLS Association for Platinum



## Sold

LAST 20 PROPERTIES SOLD IN PLATINUM

Unit	Price	Beds/Baths	\$/Sqft	Sqft	Buying Date	Days on Market
2007	\$439,000	2/2	\$318.1	1,380	Jan 2019	279
1502	\$314,999	1/1	\$380.4	828	Jan 2019	83
2107	\$464,000	2/2	\$336.2	1,380	Oct 2018	145
1505	\$350,000	2/2	\$347.6	1,007	Aug 2018	123
603	\$310,000	2/2	\$307.8	1,007	Jul 2018	79
1901	\$499,000	2/2	\$366.1	1,363	Apr 2018	615
601	\$399,000	3/2	\$292.7	1,363	Apr 2018	21
2003	\$399,000	2/2	\$396.2	1,007	Apr 2018	126
2101	\$475,000	2/2	\$348.5	1,363	Apr 2018	124
L 107	\$275,000	1/1	\$299.6	918	Feb 2018	28
905	\$345,000	2/2	\$342.6	1,007	Jan 2018	35
1102	\$299,000	1/1	\$361.1	828	Nov 2017	57
2001	\$469,000	2/2	\$344.1	1,363	Oct 2017	102
801	\$448,000	2/2	\$328.7	1,363	Aug 2017	197
1106	\$284,900	1/1	\$344.1	828	Jul 2017	145
2006	\$265,900	1/1	\$321.1	828	May 2017	92
1804	\$270,000	1/1	\$326.1	828	May 2017	42
1201	\$525,000	2/2	\$385.2	1,363	May 2017	163
1803	\$369,000	2/2	\$366.4	1,007	May 2017	27
1103	\$340,000	2/2	\$337.6	1,007	Feb 2017	84

## Rented

LAST 20 PROPERTIES RENTED IN PLATINUM

Unit	Price	Beds/Baths	\$/Sqft	Sqft	Rented Date	Days on Market
2107	\$5,000	3/3	\$1.8	2,716	Apr 2019	91
3202	\$3,000	1/2	\$2.8	1,061	Apr 2019	6
2402	\$3,000	1/2	\$2.8	1,062	Apr 2019	21
4302	\$3,000	1/2	\$2.3	1,292	Apr 2019	63
1802	\$2,200	1/1	\$2.7	828	Mar 2019	59
2904	\$3,900	2/2	\$3.0	1,301	Mar 2019	7
1601	\$2,900	2/2	\$2.1	1,375	Mar 2019	35
1601	\$2,900	3/2	\$2.1	1,375	Mar 2019	34
903	\$2,200	2/2	\$2.2	1,007	Mar 2019	4
2106	\$1,950	1/1	\$2.4	828	Mar 2019	49
1607	\$2,650	2/2	\$1.9	1,380	Mar 2019	133
1502	\$1,999	1/1	\$2.4	828	Mar 2019	41
1401	\$2,600	2/2	\$1.9	1,363	Feb 2019	4
2201	\$3,000	2/2	\$2.2	1,363	Nov 2018	98
1602	\$1,850	1/1	\$2.2	828	Nov 2018	136
1403	\$2,400	2/2	\$2.4	1,007	Oct 2018	30
706	\$1,850	1/1	\$2.2	828	Oct 2018	35
603	\$2,200	2/2	\$2.2	1,007	Sep 2018	43
2004	\$2,000	1/1	\$2.4	828	Aug 2018	45
1606	\$1,950	1/1	\$2.4	828	Aug 2018	19

## Currently Listed

---

ACTIVE LISTINGS 1/4

Unit	Price	Beds/Baths	\$/Sqft	Sqft	Listing Date	Owner
N/A	\$1,874,900	4/4	\$840.0	2232	Sep 2018	N/A
PH 22...	\$480,000	1/1	\$579.7	828	Sep 2018	N/A
L102	\$445,000	1/2	\$348.7	1276	Dec 2018	N/A
L106	\$339,000	1/1	\$380.9	890	Jan 2019	N/A
N/A	\$799,500	1/2	\$752.8	1062	Apr 2019	N/A
L104	\$2,400/mth	1/2	\$1.9	1287	Apr 2019	N/A
L102	\$2,800/mth	1/2	\$2.2	1276	Apr 2019	N/A
N/A	\$6,200/mth	4/4	N/A	N/A	Apr 2019	N/A
L 107	\$370,000	1/1	\$403.1	918	May 2019	N/A
PH51...	\$14,000/mth	4/4	\$4.5	3095	May 2019	N/A
405	\$229,000	2/1	\$301.3	760	Apr 2019	N/A
604	\$269,000	1/1	\$324.9	828	Apr 2019	N/A
605	\$4,400/mth	2/3	\$3.3	1322	Apr 2019	N/A
605	\$1,100,000	2/3	\$832.1	1322	May 2019	N/A
705	\$319,000	2/2	\$316.8	1007	Apr 2019	N/A
706	\$259,000	1/1	\$312.8	828	Jan 2019	N/A
801	\$1,499,900	4/4	\$672.0	2232	Sep 2018	N/A
801	\$2,500/mth	2/2	\$1.8	1363	Jan 2019	N/A
805	\$3,250/mth	2/3	\$2.5	1326	Apr 2019	N/A
806	\$3,000/mth	2/2	N/A	N/A	Apr 2019	N/A

## Currently Listed

---

ACTIVE LISTINGS 2/4

Unit	Price	Beds/Baths	\$/Sqft	Sqft	Listing Date	Owner
903	\$359,000	2/2	\$356.5	1007	Jul 2017	COOPER ONE
903	\$3,400/mth	2/3	\$2.6	1304	Apr 2019	N/A
904	\$1,295,000	2/3	\$995.4	1301	Feb 2019	N/A
904	\$1,850/mth	1/1	\$2.2	828	Apr 2019	N/A
904	\$280,000	1/1	\$338.2	828	May 2019	N/A
904	\$3,300/mth	2/3	\$2.5	1301	May 2019	N/A
1105	\$440,000	2/2	\$436.9	1007	Jan 2018	CIRO FODERE
1202	\$835,000	1/2	\$776.7	1075	Mar 2019	N/A
1203	\$1,310,000	2/3	\$1,006.9	1301	Feb 2019	N/A
1405	\$3,500/mth	2/3	\$2.5	1389	Mar 2019	N/A
1407	\$449,900	2/2	\$326.0	1380	Mar 2019	N/A
1503	\$890,000	2/3	\$682.5	1304	Mar 2019	N/A
1605	\$3,600/mth	2/3	N/A	N/A	Apr 2019	N/A
1606	\$290,000	1/1	\$350.2	828	Jan 2019	N/A
1704	\$980,000	2/2	\$753.3	1301	Mar 2019	N/A
1705	\$399,000	2/2	\$396.2	1007	Apr 2019	N/A
1801	\$1,750,000	4/4	\$784.1	2232	Apr 2019	N/A
1801	\$6,450/mth	4/4	\$2.9	2232	May 2019	N/A
1802	\$2,975/mth	1/2	N/A	N/A	Mar 2019	N/A
1804	\$4,650/mth	2/3	\$3.6	1301	Mar 2019	N/A

## Currently Listed

---

ACTIVE LISTINGS 3/4

Unit	Price	Beds/Baths	\$/Sqft	Sqft	Listing Date	Owner
1807	\$535,000	2/2	\$387.7	1380	Jan 2019	N/A
1904	\$3,300/mth	2/3	N/A	N/A	Apr 2019	N/A
2101	\$1,599,000	4/4	\$716.4	2232	Feb 2019	N/A
2103	\$360,000	2/2	\$357.5	1007	Apr 2019	N/A
2105	\$429,000	2/2	\$426.0	1007	Jan 2019	N/A
2203	\$1,100,000	2/3	\$845.5	1301	Mar 2019	N/A
2206	\$999,000	2/2	\$802.4	1245	Feb 2019	N/A
2306	\$3,450/mth	2/2	N/A	N/A	Mar 2019	N/A
2505	\$1,300,000	2/3	\$980.4	1326	Mar 2019	N/A
2602	\$879,000	1/2	\$827.7	1062	Feb 2019	N/A
2706	\$3,300/mth	2/2	\$2.7	1245	Mar 2019	N/A
2806	\$5,000/mth	2/2	\$4.0	1244	Apr 2019	N/A
3002-...	\$1,998,000	4/3	\$839.8	2379	Jan 2019	N/A
3005	\$4,950/mth	2/3	\$3.7	1322	Apr 2019	N/A
3007	\$1,600,000	3/2	\$806.0	1985	Jan 2019	N/A
3101	\$1,950,000	4/4	\$873.7	2232	Apr 2019	N/A
3103	\$1,106,000	2/3	\$848.2	1304	Feb 2019	N/A
3203	\$1,030,000	2/3	\$789.9	1304	Feb 2019	N/A
3504	\$1,200,000	2/3	\$922.4	1301	Apr 2019	N/A
3806	\$1,039,000	2/2	\$835.2	1244	Jan 2019	N/A



## Currently Listed

---

ACTIVE LISTINGS 4/4

Unit	Price	Beds/Baths	\$/Sqft	Sqft	Listing Date	Owner
4002	\$3,200/mth	1/2	\$2.5	1292	Apr 2019	N/A
4105	\$1,350,000	2/3	\$1,018.1	1326	Jan 2019	N/A
4206	\$4,200/mth	2/2	N/A	N/A	Apr 2019	N/A
4306	\$962,900	2/2	\$773.4	1245	Aug 2017	N/A
4404	\$3,500/mth	2/3	\$2.3	1510	Apr 2019	N/A
4407	\$1,295,000	3/3	\$659.7	1963	Feb 2019	N/A
4506	\$3,600/mth	2/2	\$2.9	1250	Apr 2019	N/A
4602	\$925,000	1/2	\$871.0	1062	Mar 2019	N/A
4606	\$1,100,000	2/2	\$880.0	1250	Mar 2019	N/A
4801	\$2,399,000	4/4	\$1,074.8	2232	Apr 2019	N/A
4806	\$3,700/mth	2/2	\$3.0	1244	May 2019	N/A
4906	\$969,900	2/2	\$779.0	1245	May 2018	N/A