



Platinum

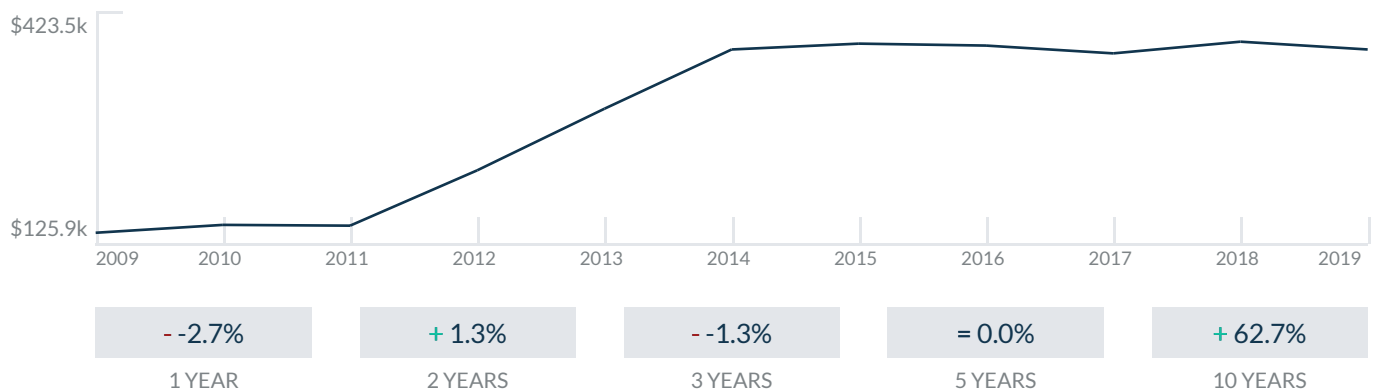
480 NE 30th St
Miami, FL 33137

Every month we compile this comprehensive market report focus on Platinum in this convenient and easy to read format. Our datas comes from more than six different sources including MLS Associations, County Offices and Financial Institutions. Get this report for free every month on our website platinumcondosforsale.com.

Property Stats

POSTAL CODE 33137

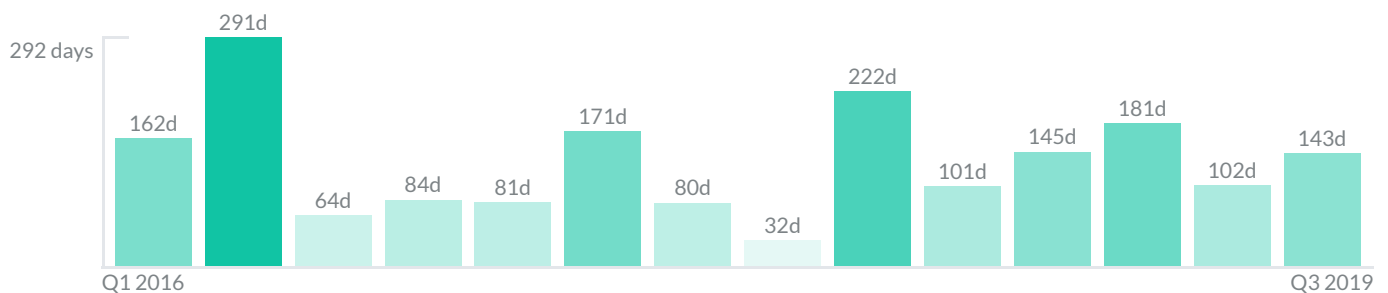
The property stats graph represents the median price evolution since ten years in your postal code area.



Similar Properties

DAYS ON THE MARKET

Everyday 3 months we monitor how many days it takes for similar properties to be sold. This is also a good indicator to know when to buy or sale!

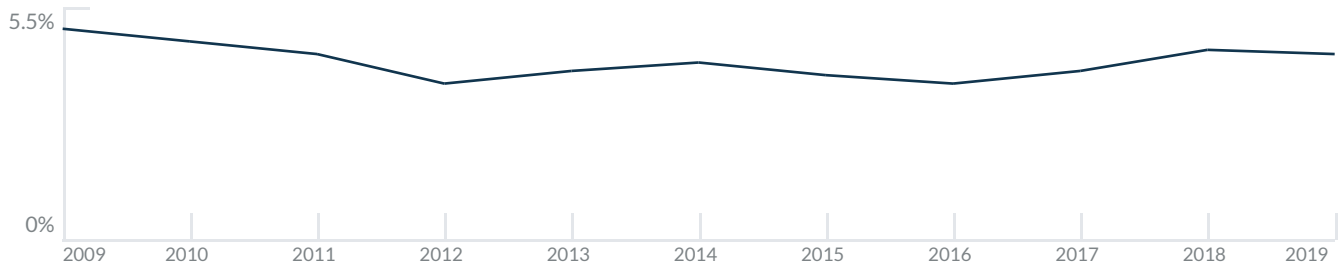


Mortgage Rates

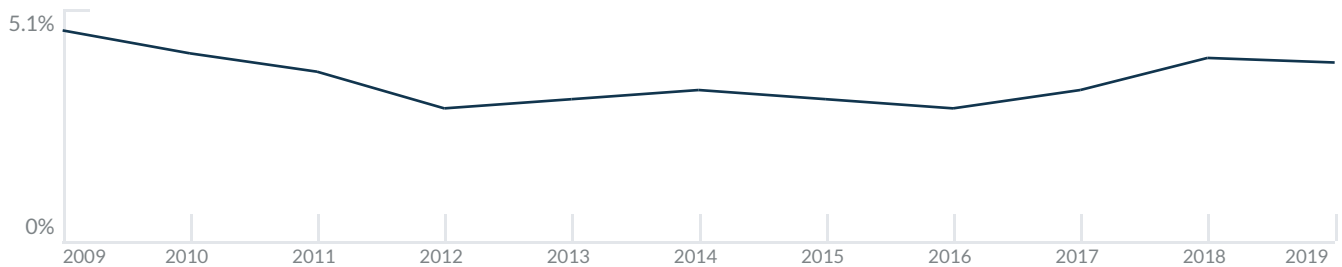
PER YEAR

Understanding mortgage economics is important when you want to buy with a loan. Below is the historical yearly average mortgage rates in the Unites States retrieved from Freddie Mac©

30 YEARS FIXED 4.4%



15 YEARS FIXED 3.9%



5/1-YEAR ADJUSTABLE 3.9%



Schools

CLOSEST

Having good schools nearby is important if you have kids or plan to rent or sell your home. Ratings are retrieved from the leading independent and nonprofit GreatSchools©

ELEMENTARY SCHOOL	MIDDLE SCHOOL	HIGH SCHOOL
School For Advanced Studies in Music	De Hostos Youth Leadership Charter School	Artistic Culture Senior High School
10/10	1/10	10/10

Insights

IN PLATINUM

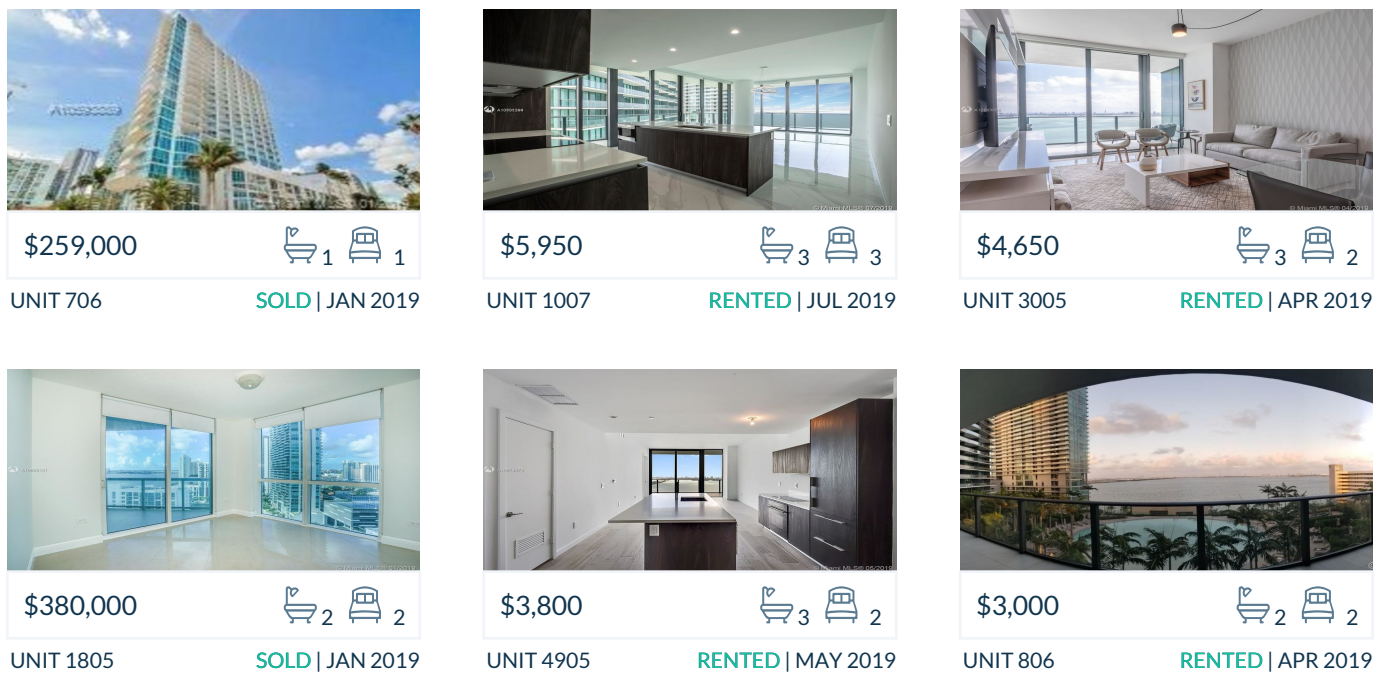
Below the average listing prices of available unit per property type.



Activity

SOLD OR RENTED

Below the latest transactions reported by the local MLS Association for Platinum



Sold

LAST 20 PROPERTIES SOLD IN PLATINUM

Unit	Price	Beds/Baths	\$/Sqft	Sqft	Buying Date	Days on Market
706	\$259,000	1/1	\$312.8	828	Aug 2019	192
1805	\$380,000	2/2	\$377.4	1,007	Aug 2019	97
4407	\$1,295,000	3/3	\$659.7	1,963	Jul 2019	139
1503	\$890,000	2/3	\$682.5	1,304	Jun 2019	68
L 107	\$370,000	1/1	\$403.1	918	Jun 2019	6
1906	\$279,000	1/1	\$337.0	828	May 2019	232
2007	\$439,000	2/2	\$318.1	1,380	Jan 2019	279
1502	\$314,999	1/1	\$380.4	828	Jan 2019	83
2107	\$464,000	2/2	\$336.2	1,380	Oct 2018	145
1505	\$350,000	2/2	\$347.6	1,007	Aug 2018	123
603	\$310,000	2/2	\$307.8	1,007	Jul 2018	79
1901	\$499,000	2/2	\$366.1	1,363	Apr 2018	615
601	\$399,000	3/2	\$292.7	1,363	Apr 2018	21
2003	\$399,000	2/2	\$396.2	1,007	Apr 2018	126
2101	\$475,000	2/2	\$348.5	1,363	Apr 2018	124
L 107	\$275,000	1/1	\$299.6	918	Feb 2018	28
905	\$345,000	2/2	\$342.6	1,007	Jan 2018	35
1102	\$299,000	1/1	\$361.1	828	Nov 2017	57
2001	\$469,000	2/2	\$344.1	1,363	Oct 2017	102
801	\$448,000	2/2	\$328.7	1,363	Aug 2017	197

Rented

LAST 20 PROPERTIES RENTED IN PLATINUM

Unit	Price	Beds/Baths	\$/Sqft	Sqft	Rented Date	Days on Market
1007	\$5,950	3/3	\$3.0	1,982	Aug 2019	8
3005	\$4,650	2/3	\$3.5	1,322	Aug 2019	105
4905	\$3,800	2/3	\$2.9	1,322	Aug 2019	85
806	\$3,000	2/2	N/A	N/A	Aug 2019	93
4604	\$4,000	2/3	\$3.1	1,301	Aug 2019	64
604	\$1,850	1/1	\$2.1	890	Jul 2019	27
1203	\$3,500	2/3	\$2.7	1,301	Jul 2019	27
3201	\$6,500	4/4	N/A	N/A	Jul 2019	48
L-104	\$2,200	1/2	\$1.7	1,287	Jul 2019	96
3207	\$5,300	3/3	\$2.7	1,963	Jul 2019	35
4307	\$5,650	3/3	\$2.9	1,963	Jul 2019	20
2304	\$3,400	2/2	\$2.6	1,301	Jul 2019	9
2306	\$3,450	2/2	N/A	N/A	Jul 2019	112
1405	\$3,500	2/3	\$2.5	1,389	Jul 2019	72
L102	\$2,500	1/2	\$2.0	1,276	Jul 2019	67
4002	\$3,200	1/2	\$2.5	1,292	Jul 2019	63
4806	\$3,400	2/2	\$2.7	1,244	Jul 2019	21
904	\$3,300	2/3	\$2.5	1,301	Jun 2019	48
1803	\$4,000	2/3	\$3.1	1,304	Jun 2019	18
2203	\$3,400	2/3	\$2.6	1,301	Jun 2019	8

Currently Listed

ACTIVE LISTINGS 1/4

Unit	Price	Beds/Baths	\$/Sqft	Sqft	Listing Date	Owner
N/A	\$1,928,900	4/4	\$864.2	2232	Sep 2018	N/A
PH 22...	\$480,000	1/1	\$579.7	828	Sep 2018	N/A
L106	\$339,000	1/1	\$380.9	890	Jan 2019	N/A
N/A	\$799,500	1/2	\$752.8	1062	Apr 2019	N/A
N/A	\$6,000/mth	4/4	N/A	N/A	Apr 2019	N/A
PH51...	\$14,000/mth	4/4	\$4.5	3095	May 2019	N/A
PH53...	\$3,000,900	4/4	\$936.3	3205	Jun 2019	N/A
PH53...	\$2,295,000	3/3	\$1,151.5	1993	Jun 2019	N/A
UPH02	\$17,000/mth	3/4	\$7.4	2307	Jul 2019	N/A
N/A	\$8,000/mth	3/3	\$4.0	1982	Jul 2019	N/A
N/A	\$1,400,900	4/4	\$627.6	2232	Aug 2019	N/A
602	\$2,950/mth	1/1	\$2.3	1279	Aug 2019	N/A
603	\$355,000	2/2	N/A	N/A	Jun 2019	N/A
604	\$269,000	1/1	\$324.9	828	Apr 2019	N/A
605	\$4,225/mth	2/3	\$3.2	1322	Apr 2019	N/A
605	\$999,000	2/3	\$755.7	1322	May 2019	N/A
702	\$3,100/mth	1/2	N/A	N/A	Jul 2019	N/A
704	\$1,900/mth	1/1	\$2.1	890	Jul 2019	N/A
706	\$3,800/mth	2/2	\$3.1	1244	May 2019	N/A
801	\$1,510,900	4/4	\$676.9	2232	Sep 2018	N/A

Currently Listed

ACTIVE LISTINGS 2/4

Unit	Price	Beds/Baths	\$/Sqft	Sqft	Listing Date	Owner
903	\$359,000	2/2	\$356.5	1007	Jul 2017	COOPER ONE
904	\$1,295,000	2/3	\$995.4	1301	Feb 2019	N/A
904	\$280,000	1/1	\$338.2	828	May 2019	N/A
1101	\$1,530,900	4/4	\$685.9	2232	May 2019	N/A
1104	\$315,000	1/1	\$380.4	828	Jul 2019	N/A
1105	\$440,000	2/2	\$436.9	1007	Jan 2018	CIRO FODERE
1105...	\$4,200/mth	2/3	N/A	N/A	Aug 2019	N/A
1203	\$1,310,000	2/3	\$1,006.9	1301	Feb 2019	N/A
1407	\$449,900	2/2	\$326.0	1380	Mar 2019	N/A
1501	\$2,900/mth	2/2	\$2.1	1363	Jul 2019	N/A
1606	\$285,000	1/1	\$344.2	828	Jan 2019	N/A
1606	\$2,000/mth	1/1	\$2.4	828	Aug 2019	N/A
1703	\$339,000	2/2	\$336.6	1007	Jul 2019	N/A
1703	\$2,200/mth	2/2	\$2.2	1007	Jul 2019	N/A
1704	\$980,000	2/3	\$753.3	1301	Mar 2019	N/A
1705	\$399,000	2/2	\$396.2	1007	Apr 2019	N/A
1707	\$439,990	2/2	\$318.8	1380	Jul 2019	N/A
1801	\$1,590,000	4/4	\$712.4	2232	Aug 2019	N/A
1804	\$4,450/mth	2/3	\$3.4	1301	Mar 2019	N/A
1804	\$1,199,000	2/3	\$921.6	1301	Jun 2019	N/A

Currently Listed

ACTIVE LISTINGS 3/4

Unit	Price	Beds/Baths	\$/Sqft	Sqft	Listing Date	Owner
1807	\$535,000	2/2	\$387.7	1380	Jun 2019	N/A
2007	\$1,295,000	3/3	\$659.7	1963	Aug 2019	N/A
2101	\$1,750,000	4/4	\$784.1	2232	Feb 2019	N/A
2101	\$6,500/mth	4/4	\$2.2	2992	Jun 2019	N/A
2206	\$999,000	2/2	\$802.4	1245	Feb 2019	N/A
2207...	\$1,390,000	3/3	\$708.1	1963	Jun 2019	N/A
2302	\$3,490/mth	1/2	\$3.3	1065	Aug 2019	N/A
2401	\$6,500/mth	4/4	\$2.9	2246	Aug 2019	N/A
2504	\$3,950/mth	2/2	\$2.6	1510	Jun 2019	N/A
2505	\$1,300,000	2/3	\$980.4	1326	Mar 2019	N/A
2602	\$879,000	1/2	\$827.7	1062	Feb 2019	N/A
2806	\$5,000/mth	2/2	\$4.0	1244	Apr 2019	N/A
3001	\$2,595,000	4/4	\$1,162.6	2232	May 2019	N/A
3002-...	\$1,850,000	4/3	\$777.6	2379	Jan 2019	N/A
3007	\$1,600,000	3/2	\$806.0	1985	Jan 2019	N/A
3101	\$1,950,000	4/4	\$873.7	2232	Apr 2019	N/A
3103	\$1,106,000	2/3	\$848.2	1304	Feb 2019	N/A
3203	\$1,030,000	2/3	\$789.9	1304	Feb 2019	N/A
3502	\$3,200/mth	1/1	N/A	N/A	Jun 2019	N/A
3503	\$1,340,000	2/3	\$1,027.6	1304	Aug 2019	N/A

Currently Listed

ACTIVE LISTINGS 4/4

Unit	Price	Beds/Baths	\$/Sqft	Sqft	Listing Date	Owner
3907	\$6,000/mth	3/3	\$3.0	1976	Aug 2019	N/A
4107	\$1,249,000	3/3	\$636.3	1963	Jul 2019	N/A
4205	\$3,750/mth	2/3	\$2.8	1322	May 2019	N/A
4206	\$4,200/mth	2/2	N/A	N/A	Apr 2019	N/A
4207	\$1,399,000	3/3	\$712.7	1963	May 2019	N/A
4306	\$875,900	2/2	\$703.5	1245	Aug 2019	N/A
4602	\$925,000	1/2	\$871.0	1062	Mar 2019	N/A
4604	\$1,139,000	2/3	\$875.5	1301	May 2019	N/A
4606	\$1,100,000	2/2	\$880.0	1250	Mar 2019	N/A
4701	\$2,290,000	4/4	\$1,026.0	2232	May 2019	N/A
4801	\$2,350,000	4/4	\$1,052.9	2232	Apr 2019	N/A
4807	\$6,350/mth	3/3	N/A	N/A	Aug 2019	N/A
4901	\$6,500/mth	4/4	N/A	N/A	Aug 2019	N/A
4906	\$969,900	2/2	\$779.0	1245	May 2018	N/A
4907	\$7,500/mth	3/3	N/A	N/A	Jul 2019	N/A