



Platinum

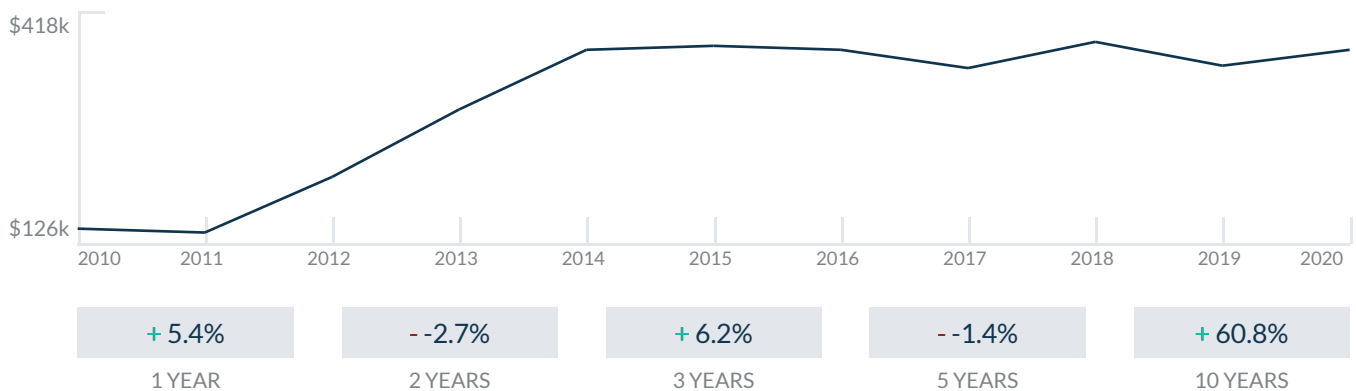
480 NE 30th St
Miami, FL 33137

Every month we compile this comprehensive market report focus on Platinum in this convenient and easy to read format. Our datas comes from more than six different sources including MLS Associations, County Offices and Financial Institutions. Get this report for free every month on our website platinumcondosforsale.com.

Property Stats

POSTAL CODE 33137

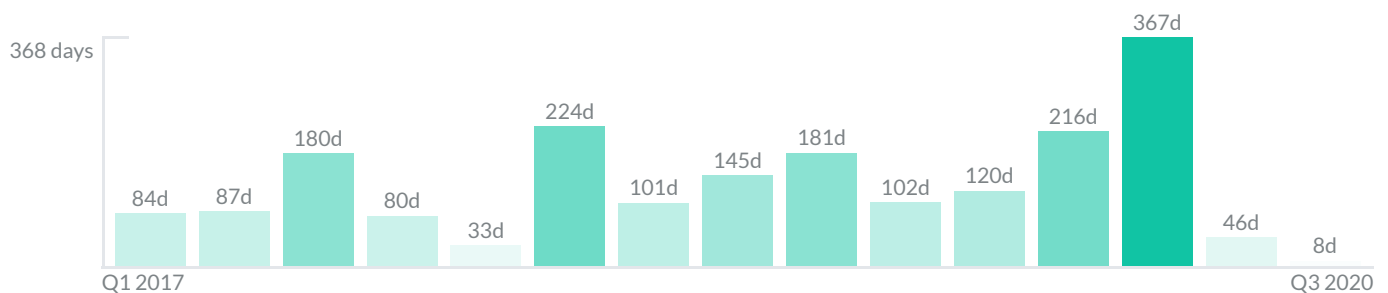
The property stats graph represents the median price evolution since ten years in your postal code area.



Similar Properties

DAYS ON THE MARKET

Everyday 3 months we monitor how many days it takes for similar properties to be sold. This is also a good indicator to know when to buy or sale!



Mortgage Rates

PER YEAR

Understanding mortgage economics is important when you want to buy with a loan. Below is the historical yearly average mortgage rates in the Unites States retrieved from Freddie Mac©

30 YEARS FIXED 4.4%



15 YEARS FIXED 3.9%



5/1-YEAR ADJUSTABLE 3.9%



Schools

CLOSEST

Having good schools nearby is important if you have kids or plan to rent or sell your home. Ratings are retrieved from the leading independent and nonprofit GreatSchools©

SCHOOL	RATING
School For Advanced Studies	10/10
De Hostos Youth Leadership Charter School	1/10
Artistic Culture Senior High School	10/10

Insights

IN PLATINUM

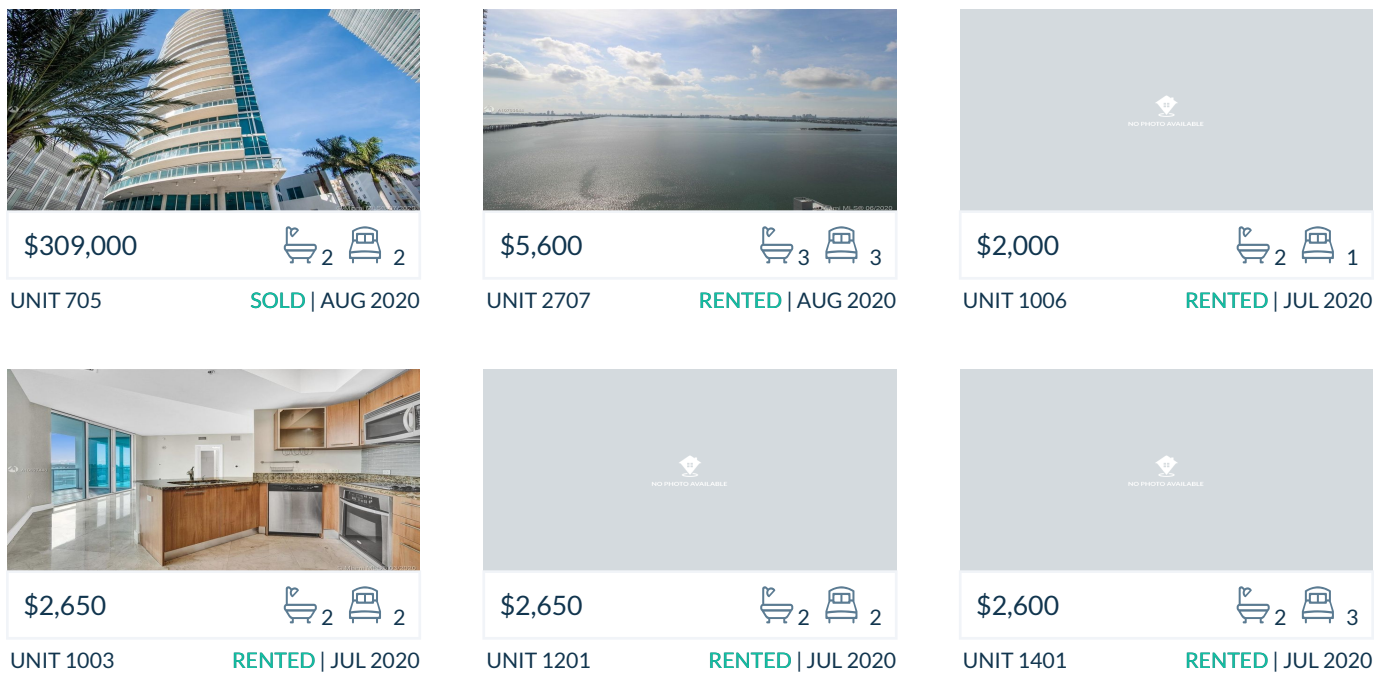
Below the average listing prices of available unit per property type.



Activity

SOLD OR RENTED

Below the latest transactions reported by the local MLS Association for Platinum



Sold

LAST 20 PROPERTIES SOLD IN PLATINUM

Unit	Price	Beds/Baths	\$/Sqft	Sqft	Buying Date	Days on Market
705	\$309,000	2/2	\$306.9	1,007	Aug 2020	8
1707	\$399,000	2/2	\$289.1	1,380	Apr 2020	46
1606	\$285,000	1/2	\$344.2	828	Mar 2020	382
L102	\$425,000	1/2	\$333.1	1,276	Feb 2020	352
1801	\$1,290,000	4/5	\$578.0	2,232	Dec 2019	119
1104	\$299,000	1/2	\$361.1	828	Dec 2019	99
801	\$1,325,900	4/5	\$594.0	2,232	Dec 2019	426
3002-...	\$1,850,000	4/4	\$777.6	2,379	Nov 2019	292
1101	\$1,500,900	4/5	\$672.4	2,232	Oct 2019	145
1703	\$339,000	2/2	\$336.6	1,007	Sep 2019	51
706	\$259,000	1/2	\$312.8	828	Aug 2019	192
1805	\$380,000	2/2	\$377.4	1,007	Aug 2019	97
4407	\$1,295,000	3/3	\$659.7	1,963	Jul 2019	139
1503	\$890,000	2/3	\$682.5	1,304	Jun 2019	68
L 107	\$370,000	1/2	\$403.1	918	Jun 2019	6
1906	\$279,000	1/2	\$337.0	828	May 2019	232
2007	\$439,000	2/2	\$318.1	1,380	Jan 2019	279
1502	\$314,999	1/2	\$380.4	828	Jan 2019	83
2107	\$464,000	2/2	\$336.2	1,380	Oct 2018	145
1505	\$350,000	2/2	\$347.6	1,007	Aug 2018	123

Rented

LAST 20 PROPERTIES RENTED IN PLATINUM

Unit	Price	Beds/Baths	\$/Sqft	Sqft	Rented Date	Days on Market
2707	\$5,600	3/3	\$2.8	1,982	Aug 2020	407
1006	\$2,000	1/2	\$2.4	828	Jul 2020	2
1003	\$2,650	2/2	\$2.6	1,007	Jun 2020	99
1201	\$2,650	2/2	\$1.9	1,363	Jun 2020	8
1401	\$2,600	3/2	\$1.9	1,363	May 2020	29
1607	\$2,750	2/2	\$2.0	1,380	May 2020	51
1502	\$2,100	1/2	\$2.5	828	Mar 2020	23
1206	\$1,850	1/2	\$2.2	828	Mar 2020	44
1905	\$2,650	2/2	\$2.6	1,007	Mar 2020	24
2504	\$4,200	2/3	\$2.8	1,510	Feb 2020	232
3907	\$6,000	3/3	\$3.0	1,976	Jan 2020	165
2806	\$5,000	2/4	\$4.0	1,244	Jan 2020	281
106	\$2,100	1/2	\$2.4	890	Jan 2020	50
902	\$1,900	1/2	\$2.3	828	Dec 2019	46
4807	\$5,950	3/3	\$3.0	1,963	Dec 2019	85
1804	\$4,450	2/3	\$3.4	1,301	Nov 2019	253
PH51...	\$14,000	4/5	\$4.5	3,095	Nov 2019	204
1501	\$2,900	2/2	\$2.1	1,363	Nov 2019	4
602	\$3,300	1/2	\$2.6	1,279	Nov 2019	111
4901	\$7,000	4/5	\$2.3	2,997	Nov 2019	69

Currently Listed

ACTIVE LISTINGS 1/1

Unit	Price	Beds/Baths	\$/Sqft	Sqft	Listing Date	Owner
401	\$565,000	3/3	\$333.9	1692	Aug 2020	N/A
501	\$590,000	3/3	\$348.7	1692	Jul 2020	RUIJIE JI
603	\$2,400/mth	2/2	\$2.4	1007	Aug 2020	JACQUELINE...
603	\$330,000	2/2	\$327.7	1007	Aug 2020	JACQUELINE...
604	\$275,000	1/2	\$332.1	828	Aug 2020	ALVIN N ROLL...
807	\$399,900	2/2	\$289.8	1380	Aug 2020	EDUARDO BU...
905	\$340,000	2/2	\$337.6	1007	Jul 2020	JASON GOLD...
1007	\$435,000	3/2	\$315.2	1380	Aug 2020	MATHEW AB...
1105	\$4,200/mth	2/3	N/A	N/A	Aug 2020	N/A
1406	\$289,999	1/2	\$350.2	828	Aug 2020	MARTA ISABE...
1507	\$475,000	2/2	\$344.2	1380	Jul 2020	JASON ZARC...
3007	\$1,499,000	3/3	\$755.2	1985	Aug 2020	N/A
3503	\$1,090,000	2/3	\$835.9	1304	Aug 2020	N/A
4102	\$554,000	1/2	\$521.7	1062	Aug 2020	N/A
4206	\$4,000/mth	2/2	N/A	N/A	Jul 2020	N/A